



# Crystal Nails<sup>®</sup>

2018 SPRING/SUMMER

NEW!

## NEW! REVOLUTIONARY NEW PRODUCT! CRYSTAL NAILS XTREME FUSION ACRYLGEL

**THE UNIQUE ACRYLGEL IS A MEMBER OF OUR XTREME FAMILY WITH EASY AND TIMELESS FORMABILITY, WHICH WAS TESTED FOR MONTHS FOR PROFESSIONAL AND QUICK SALON WORK.**

In five popular colors: the most popular Cover Pink, brilliant Extra White, transparent Clear, NEW! White which is perfect for Baby Boomer and a solid French, NEW! more lively nailbed colored Transparent Pink

- **ACRYLGEL builder product**
- **extreme density, does not heat up**
- **At sculpting, excellent controllability of hard gels and the formability and durability of the acrylics characterizes it**
- **Tube packaging - accurate dispensing, without wasting of the product**
- **No need for base gel**
- **Only Cleanser needed for the application – no allergic reaction and unpleasant odors**
- **Easy and timeless formability – it does not move before curing**
- **The finished product has the flexibility of the gel combined with the strength of the acrylic**
- **Extremely easy to file - cuts back on time**
- **More precise sculpting - thrifty, you can save time on filing**
- **Faster salon work means more clients**
- **tested**

New generation, non-heating, Xtreme dense, perfect shaping and easy to file hybrid AcrylGel builder gel. At sculpting, the controllability of the gel and the formability of the acrylic characterizes it. After curing, it will have the flexibility of gel combined with the strength of the acrylic. Can be filed easily after curing and cleansing.

The brand new tube packaging provides cleaner working conditions. Accurate dispensing: a sufficient amount of product is applied to the nail without any waste. Makes sculpting faster compared to gels and acrylics. No need for base gel. Only use it with Cleanser thus doesn't cause allergic reaction and doesn't have unpleasant odor.

Easy to file. Fast and easy shaping makes it more comfortable for both the professional and for the clients as well. Suggested files: Xtreme 180/180 (green), Classic 150/150 (blue) zebra file, new IronX 150/180.

When sculpting or filling, It will not lift- even with problematic nails.

Can be combined perfectly with the other builder products- gels and as well as acrylics.


Suggested top gels: Cool Top Gel and Xtreme Top Shine.

Apply it with a softer brush: Nero Merlo I., CoverPRO, Xtreme acrylic brush, or any type of round natural hair brush.

**30g –**



30g



Nails made with Cover Pink and NEW White Xtreme Fusion Gel Acryl Gel and Swarovski stones by Aleksandra Mielhész.



CRYSTAL NAILS XTREME FUSION GEL ACRYL GEL

NEW!

## NEW! REVOLUTIONARY NEW PRODUCT! CRYSTAL NAILS XTREME FUSION ACRYLGEL

THE UNIQUE ACRYLGEL IS A MEMBER OF OUR XTREME FAMILY WITH EASY AND TIMELESS FORMABILITY, WHICH WAS TESTED FOR MONTHS FOR PROFESSIONAL AND QUICK SALON WORK.



### Clear:

For nail bending it should be applied in two layers, use the lamp between the layers, than pinch it.

Cure time in UV/LED lamp: 2-3 mins. , In LED lamp 1-2 mins.  
Pinching time in UV/LED or LED lamp 7-15 secs (depends on the strength of the lamp.)



### Cover Pink:

In the most popular Cover Pink color. For bending should be applied in two layers, use the lamp between the layers, than pinch it. Cure time in UV/LED lamp: 2-3 mins. , In LED lamp 1-2 mins.  
Pinching time in UV/LED or LED lamp 7-15 secs (depends on the strength of the lamp.)



### Extra White:

Cure time in UV/LED lamp 4-5 mins, in LED lamp 2-3 mins.

### IMPORTANT:

**Cure in closed ended and bottom-mirrored lamp to be sure that the light shines from all directions.**



### NEW! Transparent Pink:

More lively nailbed color. Using it on the surface of Cover Pink a warmer tone of Cover color can be achieved. Excellent for competitions. For bending- it should be applied in two layers, using the lamp between the layers, then pinch it.

Cure time in UV/LED lamp: 2-3 mins. , In LED lamp 1-2 mins.  
Bending time in UV/LED or LED lamp 7-15 secs (depends on the strength of the lamp.)



### NEW! White:

The newest white tone, more natural than Extra White thereby perfect for creating modest French nails, or a pretty transition can be achieved in the Baby Boomer technique. Perfectly cures on a base layer free edge even in full thickness. Easy to bend.

Cure time in UV/LED lamp: 2-3 mins. , In LED lamp 1-2 mins.  
Bending time in UV/LED or LED lamp 7-30 secs (depends on the strength of the lamp.)

CN tip:  
Faster your salon work  
with using UV/LED or LED  
lamps!\*

\*\*\*\*\*  
**FUSION**  
GEL

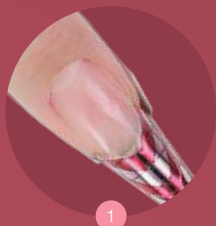


30g

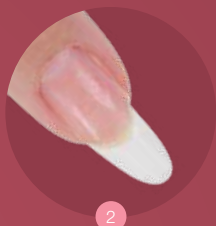
\*Curing time: 4-5 mins in UV lamp.

# BABY BOOMER XTREME FUSION GEL AKRYLGEL STEP BY STEP

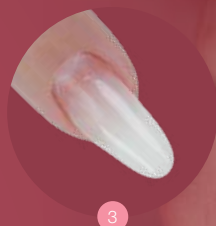
BY MÁRIA KONCSIK




1 Prepare the nail surface with Spray Prep, then apply Acid Free Primer.



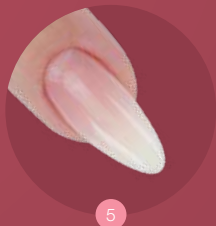
2 Apply the WonderForm form in almond shape, then create the nail extension corresponding to the almond shape on the form with The Big One porcelain brush and Clear Xtreme Fusion Gel AcrylGel. Plunge the brush into the mixture of Cleanser and Liquid to avoid sticking into the material. Cure it 30 secs in LEDExtreme UV/LED lamp, bend it 10 secs, then cure it another 30 secs.




3 Create free edge with White Xtreme Fusion Gel AcrylGel according to Baby Boomer technique, then apply the material until the back of the skin, tapping the material to forming a transition. Cure it 1-2 mins with LEDExtreme UV/LED lamp.



4 Create C-ark with Cover Pink Xtreme Fusion Gel AcrylGel to forming a transition to the white free edge. Cure it 2-3 mins in LEDExtreme UV/LED lamp.



5 After cleansing shape the nail with Xtreme 180/180 green file, then buffer the nail surface with Acrylic refiner 100/180 (with pink inside). Remove the dust with Dust Brush premium.



6 Cover it with Cool Top Gel. Use White Pearl ChroMirror chrome pigment powder, R116 and R119 Royal Gel, and No.17 RoyalCream Gel for decoration.



XTREME  
FUSION  
GEL



NEW!

## TUBE SQUEEZER & IRONX FILE

### NEW! TUBE SQUEEZER – FOR XTREME FUSION AKRILGEL

For easier and faster salon work. Rollers made of aluminium so it is durable and long lasting. Suggested for Xtreme Fusion AkriGel. Using the squeezer prevents bubbling the gel after squeezing out.




NEW!

CN tip:  
Put the cap back on  
before removing the  
tube from the squeezer!

### NEW! IRONX FILE 150/180 – FOR XTREME FUSION AKRILGEL

Suggested for Fusion AkriGel, 150/180 grade, waterproof, half-moon shaped, specially coated file, 4-5 times more durable than the regular files, can be disinfected, easy to clean with a nail brush. The surface is extremely durable and stronger than the similar numbered Xtreme files.




NEW!

CN tip:  
New, practical pairing for  
filing and for fine matting  
with 150/180 grade  
combination.

NEW!

# NEW! XTREME FUSION ACRYLGEL INTRO KIT

The kit contains the new Xtreme Fusion AcrylGel so you can try this unique and revolutionary non-heating, dense and easy to file builder product. At sculpting, the controllability of the gel and the durability of the acrylic powder characterizes it. The finished product has the flexibility of gels that is combined with the strength of the acrylic. Almost perfectly cures to a non-cleansing and dry finish. After curing should be cleansed then easily shapable with a file.



Clear



Cover Pink



NEW!  
White



IT'S TIME FOR YOU TO TEST YOUR FUTURE HYBRID MATERIAL IN YOUR SALON!

FROM APRIL!

NEW!



Nails made with Cover Pink, Clear, the NEW White and the NEW Transparent Pink Xtreme Fusion Gel AcrylGel by Edina Skari.



CRYSTAL NAILS XTREME FUSION GEL ACRYLGEL

**NEW!**

## NEW! EASY OFF HARDENER GEL MILKY WHITE

Sheer, milky white, soak-off, flexible nail strenghtener gel. Suggested for enhancing the durability of the natural nails. Use it for solid milky effect or for creating Baby Boomer nails. Cure time in UV lamp 2-3 mins, in LED 1-2 mins.

Perfect choice for Baby  
Boomer nails!



15ml



EASY OFF HARDENER GEL MILKY WHITE







◀  **COOL**  
TOP GEL

◀ **BEST of**  
*Crystal Nails*

CN tip:  
Perfect top gel choice  
over Chromirror chrome  
pigment powders,  
Crystal Flakes and also  
over the top of 3 STEP  
CrystaLacs.

**NEW!**

## NEW! COOL TOP GEL COOL TOP GEL NON-CLEANSING

### SOAK-OFF SUPER SHINE IN NEW 15 ML VERSION

Non-cleansing, soak-off, medium density, durable and transparent shine gel in new 15 ml version. Beautiful bright top gel which lasts for weeks. Yellowing-free. There is no need for cleansing after curing. Suggested for gel and acrylic nails, 3 STEP and ONE STEP Crystalacs. With the usage of this gel the dark colors will not turn into a blue-lilac shade. Cure time in UV lamp 2-3 mins, in LED lamp 1-2 mins.

4ml -

8ml -

**NEW SIZE! 13ml -**



13ml



◀  **COOL**  
TOP GEL

NEW!

## NEW! 3 STEP CRYSTALAC TRENDCOLORS 2018 SPRING-SUMMER

**EXTREME DURABILITY AND WONDERFUL  
COLORS IN 3 STEPS!**

The five most popular and most often requested 3 STEP CrystalLac colors are now available in a new 13 ml size. Besides the essential basic Black and Soft White here is every women's favorite Ferrari Red, the fine pinky Rosequartz and a natural nude Autumn Rose also.

8ml –



The most durable  
professional solution!

Last up to 3 weeks!


Professional!



3 STEP



3 STEP



The most durable professional solution!  
Last up to 3 weeks!  
Professional!



**NEW!**

## NEW! CHAMELEON THERMO CRYSTALAC COLORS

**EXTREME DURABILITY AND WONDERFUL COLORS IN 3 STEPS!**

Color changing by temperature, maximum pigmentation, the Chameleon Thermo CrystalLacs will never get old, they change their colors like chameleons!

8ml –



3S908  
Vanilla -  
Peach



3S909  
Baby Pink -  
Mallow nude



3S910  
Off-white -  
Steel gray



**NEW!**

## NEW! FULL DIAMOND 3 STEP CRYSTALAC COLORS

Never can get enough of glitter! This is true for all seasons. Especially when it comes to these 4 beautiful colors of Full Diamond 3 STEP CrystaLac.

8ml –

Winter Bestseller! The colors of Full Diamonds 3 STEP CrystaLac kit are now available for purchase individually.

The most durable professional solution!

Last up to 3 weeks!

Professional!



3SFD1


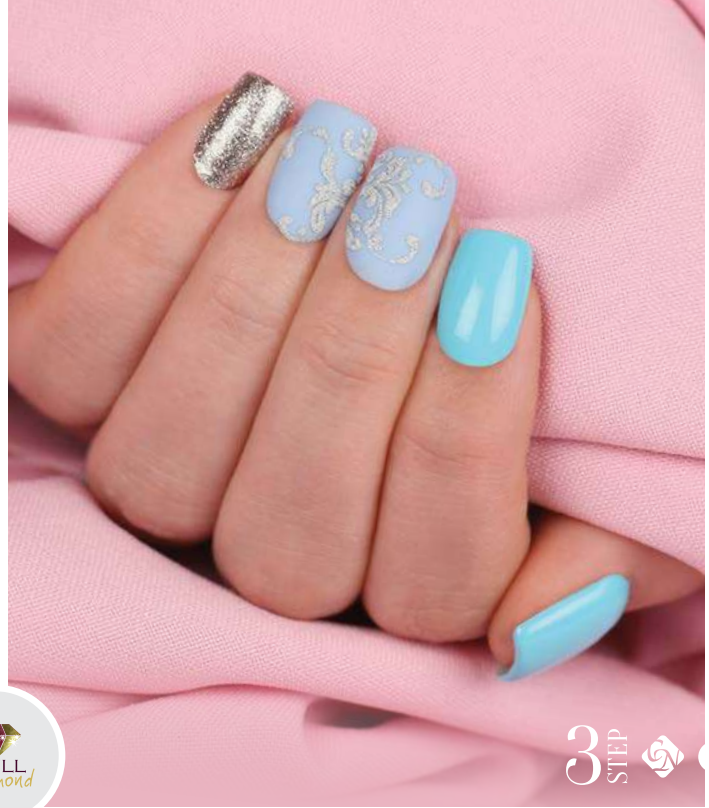
3SFD2

3SFD3

3SFD4

FULL  
Diamond

3  
STEP



3  
STEP



3 STEP



3 STEP

NEW!

## NEW! THE FIVE MOST POPULAR GUEST FAVORITES 3 STEP CRYSTALAC COLORS

IN THE SIZE OF 13 ML!

The five most popular and most often requested 3 STEP CrystalLac colors are now available in a new 13 ml size. Besides the essential basic Black and Soft White here is every women's favorite Ferrari Red, the fine pinky Rosequartz and a natural nude Autumn Rose also.

CN tip:  
Must have 3 STEP  
CrystalLac colors in  
13 ml size at a super  
price!



3S12  
Black



3S26  
Ferrari red



3S27  
Soft white



3S35  
Rosequartz



3S42  
Autumn Rose

**NEW!**

## NEW! ONE STEP CRYSTALAC TREND COLORS 2018 SPRING-SUMMER

**QUICK GEL POLISHING WITH VIVID COLORS**

Fresh, creamy and happy shades which will be the most wanted colors of spring and will be the biggest salon favorites. Do not even bother to put them away, it's better to leave them on the table. We bet your first client will strike at the NEW! 1S58 Peach foam or the NEW! 1S59 Punch pudding. Purple admirers attention! The NEW! 1S60 glowing mallow will be a real hit. Based on the experiences of last spring it is sure that the NEW! 1S60 Spearmint will be a popular choice too.

4ml –  
8ml –

One Step!  
Base and top coat is not necessary!



Nails made with NEW! 1S59 Punch pudding ONE STEP Crystalac, decoration: Party Pink Platinum Foil, white Lace Gel, white Stamping Lacquer!, neon pink Art Gel, silver beads and Swarovski stones by Dóra Pásztor.



ONE STEP

Non cleansing!  
Better soak off!

Nails made with NEW! 1S61 Spearmint ONE STEP Crystalac and NEW! 3S83 Aquamarine 3 STEP Crystalac, decoration: NEW! Jewel Stoker and Swarovski stones by Szilvia Balázs.



ONE STEP



ONE STEP  

nails made with NEW 1566 Peach foam and OS89 ONE STEP CrystalLac by Alexa Méhéscz.

**NEW!**

## NEW! ROYAL GEL TREND COLORS 2018 SPRING/SUMMER NON-CLEANSING COLOR GELS IN A SINGLE COAT

The groundhog came out of his den, snowdrops are gone from the ground, budding trees everywhere. It's spring. One of the most beautiful seasons when everything dresses in new clothes. Everything revitalizes, everybody is filled with energy. You will paint the most beautiful flowers with these new colors.

4,5ml –

Try our new colors in 3ml size! Hurry up! Available for a limited time only!  
3ml –



4,5ml



ROYALGEL



Nails made with Cover Pink and Transparent Pink Xtreme Fusion Gel AcryGel, R117 and R118 Royal Gel, pink, black, blue and white Art Gel paint gels, Crystal mermaid dust #3 and Swarovski stones by Agnes Sebestyen.



ROYALGEL



Nails made with NEW 3579 Classic ecru 3 STEP Crystalac, decoration: R59 and nEW R116 Bloomy sage Royal Gel, black, neon pink and neon coral Art Gel paint gels by Barbara Magy.



Nails made with R8 and R33 Royal Gel, white Art Gel, paint gel, full sticker, purple Crystal opal, Aurora ChroMirror chrome pigment powder, Swarovski stones and beads by Barbara Magyarosi.



Nails made with R8, R19, R33 and R44 Royal Gel, Clear acrylic powder, decoration: Swarovski Pixie and Swarovski stones, by Barbara Magyarosi.



NEW!

## NEW! VIOLET MANIA ROYAL GEL KIT

One of the trend colors of 2018 is a delightful shade of purple: the Violet. Four shades of violet in a kit at a fantastic price! The purple is a must have on your table this year.

The kit contains: R8, R19, R33, R44

4x4,5ml



20%  
DISCOUNT

NEW!



4x4,5ml

**NEW!**

## NEW! ROYALCREAM GEL COLOR GEL

### NON-CLEANSING, HIGHLY PIGMENTED PASTE GEL

Non-cleansing, highly pigmented color gels that are combining the thickness of Art Gels and the easy handling of Royal Gels. Does not run and has a pastelike consistency, providing a 3D effect for the designs that you create. Cures well even if applied in a thicker layer. The colors can be mixed perfectly such as the Art Gel painting gels.

Curing time: 2-3 mins in UV lamp, 1 min in LED lamp (applying thicker layer: 1,5 min).

Available in delightful, creamy ice-cream colors.

3ml –



3ml

Favorite decoration  
gels of Barbara  
Magyarosi, our World  
Champion instructor!



Nails made with Cover Pink and Transparent Pink Xtreme Fusion Gel Acry/Gels, decoration: 16 Royal Cream Gel pastagel, R116 Royal Gel and Swarovski stones by Agnes Sabastyén.

Nails made with NEW 1558 Peach foam ONE STEP Crystalac, decoration No. 1, No.4, No.5, NEW No. 16, NEW No.17 and NEW No.18 Royal Cream Gel pastagels, RY Royal Gel and white Art Gel paint gel by Dora Kaszyts.



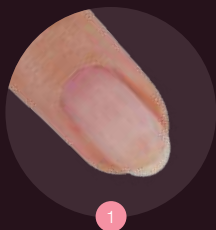
ROYALCREAM

CN tip:  
You can use it for  
filling in coloring base  
stickers!

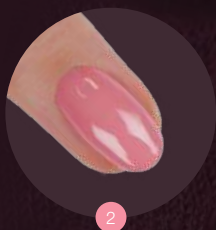


ROYALCREAM

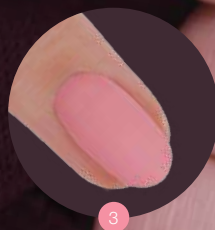
## ROYALCREAM GEL PASTAGEL STEP BY STEP BY SZILVIA BALÁZSI



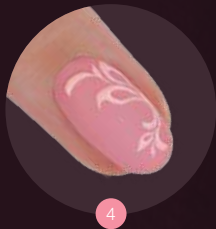
1  
Remove the excess skin with the cuticle pusher. Refine the nails surface with a Surface Touch Buffer, prepare the nails with Spray Prep.



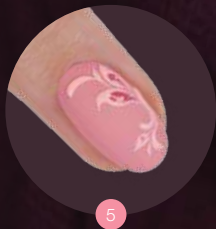
2  
Apply 1S59 ONE STEP CrystaLac into the nail surface in two layers. Cure the first layer 30 secs, then cure the second layer 2 mins in UV lamp.



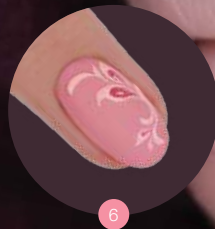
3  
Cover it with MattEver Matte Top Gel, then cure it 2 mins in UV lamp.




4  
Paint in da motif with Brush 0 Short and 17 RoyalCream Gel pastagel. Cure it 2 mins in UV lamp.



5  
Fill the leaves with 3S21 3 STEP CrystaLac and cure it 30 secs in UV lamp.



6  
Cover the leaves with Cool Top Gel, then cure it 2 mins in UV lamp. Apply Cuticle oil to protect the skin around the nail.



# UNIVERSAL AND 3 STEP CRYSTALAC BASE GELS

## UNIVERSAL BASE GELS



### COVER LIGHTPINK BASE GEL

Colored base gel in paler pink shade

Unique developed, colored, flexible, easy to soak off, paler pink shade version of Cover Pink Base Gel. Like Cover Pink Base Gel, it's extremely easy to handle, it can be spread easily on the nail surface. In paler pink shade, less pigmented than Cover Pink Base Gel.



### COVER PINK BASE GEL

Colored base gel

Unique development! Colored, flexible, soak off base gel with good adhesion. Its color is identical with the most popular Cover Pink color. It is extremely easy to handle, it can be spread easily on the nail surface. A slightly sticky layer remains on the surface. Easy to soak off, the soak off time of a nail created with this: approx. 8 mins.



### BASE GEL

The base gel that is flexible, soak off, provides an extreme adhesion for 3 STEP CrystalLacs. Use it in a thin layer for the perfect adhesion and better soak off effect.



### COLOR UP! BASE GEL

"Color tuning" under 3 STEP CrystalLac!

Softer, white, flexible, strong adhesion base gel, especially under 3 STEP CrystalLac gel polish. Soaks off perfectly. Easy to handle. Use it thinly, in one layer. It easy to apply with the soft brush. If applied under the STEP CrystalLac it, gives extra vivacity to the applied colors.



### BUILDER BASE GEL THE STRONGEST ADHESION CN BASE GEL

Incredible strength of adhesion, new development: say goodbye to adhesion problems even in case of the most problematic clients. Easy to apply, a bit more dense, the shorter brush makes your work more even. Apply under CrystalLac, but in this case the solubility will decrease, because of the stronger adhesion.

Cure time in the UV lamp:  
2-3 mins, in LED: 1-2 mins.

4ml -  
8ml -

Cure time in the UV lamp:  
2-3 mins, in LED: 1-2 mins.

4ml -  
8ml -

Cure time in the UV lamp:  
2-3 mins, in LED: 1-2 mins.

4ml -  
8ml -  
15ml -

Cure time in the UV lamp:  
2-3 mins, in LED: 1-2 mins.

4ml -  
8ml -

Cure time in the UV lamp:  
2-3 mins, in LED: 1-2 mins.

4ml -  
15ml -

# UNIVERSAL AND CRYSTALAC TOP COATS

ONE STEP CRYSTALAC

## UNIVERSAL TOP GELS



### EASY OFF TOP

The final layer of 3 STEP CrystalLacs, soluble, flexible, durable and super shiny. By using this, Crystalacs get a long lasting shine. Use thinly for better solubility.



### MATTEVER MATTE TOP GEL

**Non-cleansing, soak off matte top gel**  
With this non-cleansing, soak off, flexible matte top gel you will be able to obtain a longer lasting matte effect than ever before. You can use it over gel polish, hard gels and acrylic as well. Its non-cleansing property offers a new way to decorate/design with it. Cure it nail by nail.



### COOL TOP GEL

**Cleansing-free, soak-off super shine**  
Cleansing-free, soak-off, medium viscosity, transparent top coat that keeps its spectacular shine for weeks.  
Non-yellowing. Does not require cleansing after curing. Perfect for acrylic and gel nails and 3 Step and One Step CrystalLacs, as it does not give a blueish-purplish tint to darker shades.

**BEST of Crystal Nails**

## ONE STEP CRYSTALAC TOP GELS



### SUPER SHINE OPTIC

**NO CLEANSING, SOAK OFF SUPER SHINE**  
No cleansing, flexible, soak off, clear shine gel with a brush. It has been developed to increase the durability and shine of th ONE STEP Crystalacs. It has optical brightening effect, so it brightens the white and light colors, makes the darker colors more vivid.



### 0 TOP ONE STEP CRYSTALAC

**DURABLE, FLEXIBLE, SOAK OFF, CLEANSING FREE SHINE FOR CRYSTALAC!**  
You can add an even more durable cover shine on your ONE STEP CrystalLacs It will not come off or get matte. It protects the fragile natural nails like a transparent, shiny shield for 2-3 weeks. You do not even have to buff thanks to its strong adhesion ability (We recommend the New Soft Touch Buffer, it will not weaken the natural nail.

## 3 STEP CRYSTALAC TOP GELS



### CLEAR/TOP 0 CRYSTALAC

Sealing layer for 3 STEP CrystalLacs, soak-off, flexible, durable and super shiny! They give a long lasting shine for the CrystalLacs. Apply thinly in order to reach better solubility!

**CN tip:**  
**Do not overcure the 3 STEP Crystalac, so the top can adhere perfectly!**

Cure time in UV lamp: 2-3 mins, in LED: 1-2 mins.

Cure time in the UV lamp: 2-3 mins, in LED: 1-2 mins.

Cure time in the UV lamp: 2-3 mins, in LED: 1-2 mins.

Cure time in the UV lamp: 2-3 mins, in LED: 1-2 mins.

Cure time in the UV lamp: 2-3 mins, in LED: 1-2 mins.

Cure time in the UV lamp: 2-3 mins, in LED: 1-2 mins.

15ml -

4ml -  
8ml -

4ml -  
8ml -  
NEW! 13ml -

4ml -  
8ml -  
15ml -

3ml -  
8ml -

4ml -  
8ml -  
15ml -



**NEW!**

## NEW! MOST WANTED! BEST & TREND COLORS OF SPRING/SUMMER KITS

The most popular colors of spring/summer and the hottest fashion tones of the season, available in a kit at a super price.

1.

**NEW! MOST WANTED!  
BEST & TREND COLORS  
OF SPRING/SUMMER ONE  
STEP CRYSTALAC KIT**

The kit contains:  
1S14, 1S34, NEW! 1S59,  
NEW! 1S61

4x4ml

2.

**NEW! MOST WANTED!  
BEST & TREND COLORS  
OF SPRING/SUMMER 3  
STEP CRYSTALAC KIT**

The kit contains:  
3S57, 3S60, NEW! 3S79,  
NEW! 3S81

4x4ml

3.

**NEW! MOST WANTED!  
BEST & TREND COLORS OF  
SPRING/SUMMER COLOR  
GEL KIT**

The kit contains:  
130, 308, 312, 608

4x5ml

4.

**NEW! MOST WANTED!  
BEST & TREND COLORS OF  
SPRING/SUMMER ROYAL  
GEL KIT**

The kit contains:  
R79, R80, NEW! R116,  
NEW! R118

4x4,5ml

5.

**NEW! MOST WANTED!  
BEST & TREND COLORS OF  
SPRING/SUMMER COLOR  
POWDER KIT**

The kit contains:  
FD1, FD3, FD4, FD7

4x3,5g (4x5ml)





**NEW!**

## NEW! CRYSTAL NAILS CHROMIRROR CHROME PIGMENT POWDER

### WHITE PEARL

Special pearly White chrome powder that makes every decor color more elegant. Indispensable decoration for bridal nails. Easy to use: apply it onto a non-cleansing surface: Royal Gel, ONE STEP CrystaLac, 0/clear ONE STEP CrystaLac, Super Shine Optic, Xtreme Top Shine and Cool Top Gel. Cure it for approx. 80%- (until it is not sticky anymore but not fully cured yet) rub the powder into this surface. Apply Acid Free Primer to the nail surface and the edges and cover it with 2 layers of top gel.

#### CN tip:

Apply Acid Free Primer to the surface of the ChroMirror chrome pigment powders to get perfect adhesion. Cover it with 2 layers of Cool Top Gel!

#### CN tip:


Curing time depends on the strenght of the bulbs in your lamp. Make sure that the gel has not totally cured yet.

**NEW!**

On the photo.



White Pearl







**NEW!**

## NEW! STAMPING LAQUER

Quick drying nail polishes especially developed for nail stamping that cover perfectly. Denser, more pigmented polishes developed for nail stamping - with them even the smallest design can be applied, as it perfectly fills in the engraved design of the stamping plate.



Chrome Pink

Chrome Violet

## NEW! PLATINUM FOIL - IN LOVING PASSION RED AND HOTTIE PARTY PINK COLORS

Smaller pigment wafers than Crystal Flake. Pressed into sticky surfaces, you can get foil effect. Rubbed into non-cleansing surfaces, you will get a silver or gold ChroMirror effect? Available in loving Passion Red and hottie Party Pink colors.



Passion Red

Party Pink

## NEW! DOUBLE-HEADED, EXTRA STRONG TIGER EYE MAGNET

Two headed Tiger Eye magnet with thicker and extra strong magnet head. Draws definite a line to the more difficult Tiger Eye colors too. With the help of the special disk-shaped head your Tiger Eye CrystaLac technique will level up.



## NEW! GEM GLUE GEL – SOLUBLE GUM GEL FOR RHINESTONES AND BEADS

Perfect texture, easy to handle, soak-off glue gel. Mainly for attaching rhinestones and beads to the nail surface. The rhinestones do not slide on it. After positioning the rhinestones cure them in UV/LED lamp then cleanse them with cleanser. It cures to a shiny finish.


Curing time: 2-3 mins in UV lamp, 1-2 mins in LED lamp.



## NEW! JEWELRY STICKER

6x6 cm, jewelry effect, self-adhesive, easy to use stickers. Thanks to its thin and flexible material it's easy to perfectly position them on the nails. For best results use them on a shiny and dry surface.

- in case of using 3S and OS, 1S colors apply them before applying the top gel
- in case of GL colors apply them over a layer of cleansed top gel and cover it with another layer of top gel for a longlasting finish.





## NEW! SWAROVSKI COCKTAIL MIX

5x20 Swarovski stones in different trendy colors and sizes (100 pcs total) at a great price. You can create a whole bunch of fantastic colorful designs. You can't go wrong with buying all the colors!

Available in 5 colors:

- Purple Haze
- Lady Violet
- Bora Bora
- Blue Caribbean
- Cosmopolitan



Blue Caribbean



Purple Haze



Cosmopolitan



Bora Bora



Lady Violet

## NEW! OMBRE STICK HOLDER

Practical plastic storage box for Ombre Sticks (sponge headed ombre brush) and for sponge heads. Thanks to the special black coating your tool will be protected from the rays of UV/ LED lamp and the Sunlight. Cleaning of the sponge heads is suggested after every use.



## NEW! C-CURVE STICKS PREMIUM KIT

Sometimes it can be really tough to get that C-curve to bend perfectly, and squeezing it too much can lead to too narrow of a curve. These sticks work like a charm and they are perfect for bending the reusable aluminium forms as well. The file at the end of the sticks helps with precise filling.

The kit contains:  
5 different sizes  
of C- cure sticks



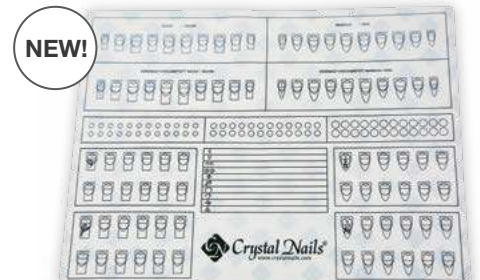
Recommended by  
Zsuzsanna Fekete  
Olympic and Double European  
Champion!

CN tip:  
Do not use for extra  
strong base!

## NEW! CRYSTAL NAILS SILICONE PRACTICE PAD

Two sided Silicone practice pad that is suitable for practicing sculpting, perfecting your lines and handmade patterns. Made with unique graphics. Easy to clean and also protects the table from getting dirty. Remove the uncured gel with a cleanser pad or fiber free towels saturated with cleanser. The cleaning is suggested with soapy warm water on the silicone part.

In size 30x40 cm.



NEW!



NEW!

## NEW! WEDDING NAIL ART COLLECTION

### EVERYTHING YOU NEED TO CREATE MARVELLOUS BRIDAL NAILS

The most delicate task and also a great honor to do a bride's nails for the most important day of her life. Not only her hair, her makeup, her dress will be dreamlike and perfect but her nails as well. You will find everything in this kit to make this happen.

The kit contains:

- NEW! White Pearl ChroMirror Chrome pigment powder
- NEW! Jewel Sticker #1
- Aurora ChroMirror Chrome pigment powder
- Crystal mermaid dust #3
- Silver Mica, big
- SS5 silver Swarovski stone 001 (20 pcs/pack)
- SS5 AB Swarovski stone 001AB (20 pcs/pack)
- silver mini beads

CN tip:

This kit has everything you will need to create marvellous bridal nails!

## NEW! CRYSTAL NAILS PRICE LIST, 3 TYPES

No more hand-written lists with your prices! Put your price list to a clearly visible place where your clients can have more information in advance about the available services. Available in 3 versions. Size: A/4.



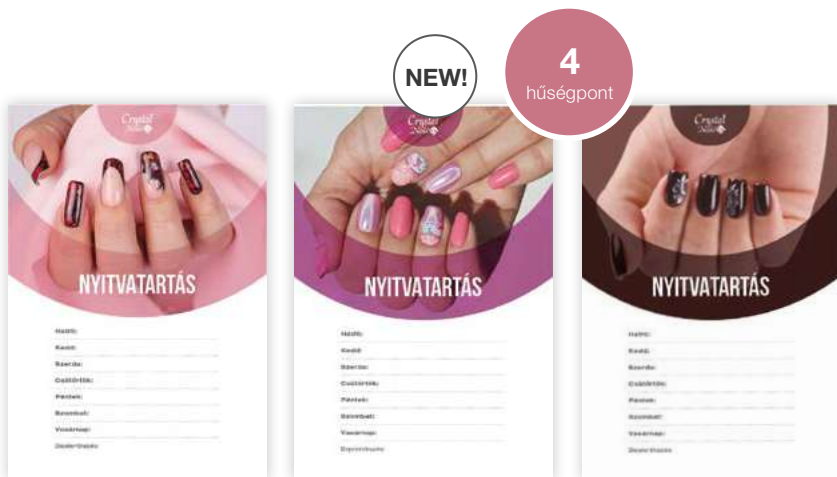
## NEW! APPOINTMENT CARDS

Appointment cards for your clients so they will not forget next time.



## NEW! CRYSTAL NAILS HOURS SIGN, 3 TYPES

Decorative HOURS sign with a blank section for your phone number. In 3 crystal styles. In size: A/4.



## NEW! CRYSTAL NAILS BIG DESIGN BAG

Large shoulder bag with a unique CN design. Size: 38,8x48,4x12,2 cm



# NAIL TREND MAGAZINE 2018 SPRING/SUMMER

TREND COLORS OF 2018 SPRING/SUMMER

- VIOLET
- BLOOMY SAGE
- PEACHY FOAM

- WHICH ONE FIRST: THE NAIL OR THE DRESS?

**WEDDING DRESS AND BRIDAL  
NAIL TRENDS 2018 SPRING-  
SUMMER**



 *Crystal Nails*<sup>®</sup>

Trend color of 2018  
**VIOLET**

 R8 Royal Gel	 R19 Ultra viola Royal Gel	 NEW! Cream18 RoyalCream	 181 Color gel	 272 Acacia purple color
 3S4 3 STEP CrystaLac	 3S25 Neon lily 3 STEP CrystaLac	 NEW! 3S82 3 STEP CrystaLac	 GL91 Stroking soft pink	 NEW! 1S60 ONE STEP CrystaLac





 *Crystal Nails*<sup>®</sup>

Trend color of 2018 spring/summer:  
**BLOOMY SAGE**

				
R56 Royal Gel	R77 Malachit Royal Gel	R116 Royal Gel	Cream19 RoyalCream Gel	GL115 Pale sea green 3 STEP CrystaLac
				
3S13 Pistachio 3 STEP CrystaLac	3S83 3 STEP CrystaLac	OS71 Hawaii green ONE STEP CrystaLac	OS62 Turquoise ONE STEP CrystaLac	1S61 ONE STEP CrystaLac







 *Crystal Nails*

Trend color of 2018 spring/summer:  
**PEACHY FOAM**

				
R79 Rose quartz	Cream17 RoyalCream Gel	36 Cream pink color gel	58 Color gel	65 Punch Color gel
				
295 Creamy peach Color gel	GL147 Marshmal- low	3S81 3 STEP CrystaLac	3S908 Chameleon Thermo CrystaLac	1S58 ONE STEP CrystaLac



# WHICH COMES FIRST: THE NAIL OR THE DRESS?

## WEDDING DRESS AND BRIDAL NAIL TRENDS 2018 SPRING/SUMMER


### CHIFFON FANTASY

Soft, lacy pattern with Royal Cream Gel pasta gel, Xtreme Fusion Gel AcrylGel on Baby Boomer base. Combined with tiny gold decoration.



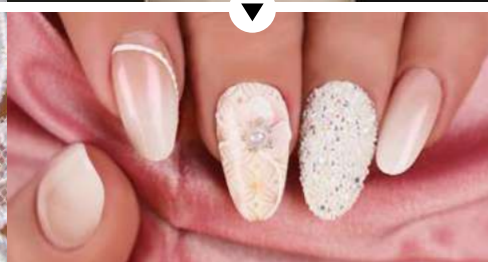
### LACY MIRAGE

The NEW White Pearl ChroMirror chrome pigment powder gives glittering glow. Combining with Art Gel paint gels motives the result is dazzling. Swarovski stones and beads cannot miss this time.



### ECRU DREAM

Sophisticated Baby Boomer, Lace Gel with rose pattern, gold stamping motive and some Swarovski Pixie. For moderate and wild brides, too.



## WHICH COMES FIRST: THE NAIL OR THE DRESS?

WEDDING DRESS AND BRIDAL NAIL TREND 2018 SPRING/SUMMER

### „FOAMY” ENCHANTEMENT

For „foamy” dress, a delightful RoyalCream Gel rose with its passionate decorations. The extras are Transfer foil, bead, Jewel Sticker, nail stamp and Swarovski stones!

### TULLE CHARM

The delightful lacy pattern with Art Gel paint gel, the Swarovski stones and beads create perfect harmony. The Lace Gel rose on ring finger is a discrete sign: put the ring on it!

### ORGANZA MAGIC

Minimalist design with breathtaking lifelike rose, made with Art Gel paint gels. Perfect pair. We do not even know which one we admire!

ESKÜVŐI RUHA FOTÓK: LEYA MARINI HUNGARY

